

# Coping with panic

Dr Charles Young  
Counselling Psychologist



## Contents

**Section 1: Anxiety and panic**

**Section 2: Thoughts and panic attacks**

**Section 3: Controlled breathing**

**Section 4: Challenging safety behaviours and avoidance**

**Section 5: Final notes**

## Introduction

This manual is designed to help you overcome your panic attacks. It is essential that you read and work through each of the sections in sequence from start to finish. Also, when moving onto a new section, it is useful to re-read all of the preceding sections so that you become very familiar with the material in the manual.

Overcoming panic attacks requires hard work and perseverance. The more effort that you put into the task, the more likely it is that you will get better, which makes all of the effort worthwhile. But this does not mean that you have to get everything right first time. Setbacks are a normal part of the process and try to use them to further your understanding.

This manual is designed for you to use on your own or for you to use with the assistance of a therapist. If you try this on your own and do not make the progress that you desire, then speak to your GP and ask if you could be put in touch with a cognitive therapist to guide you through the sections in the manual.

## Section1: Anxiety and panic

If you have had some trouble with panic attacks, it is easy to forget that anxiety, which can range from the mild feelings of being nervous, on edge or frightened to sheer terror, is a normal – and essential – aspect of human experience. Although the experience of anxiety is harmless, it is also meant to be unpleasant in order to draw your attention to danger. If it were not so unpleasant, we would be less motivated to avoid danger and place ourselves at far greater risk.

To better understand this, imagine you are standing on the edge of an unguarded cliff. Most of us would feel a bit anxious staring down a cliff face, particularly if there were no barriers to prevent us from falling over. It is likely that the experience of anxiety would motivate many of us to move back from the edge or take extreme caution if we decided not to move away.

Yet anxiety is more than just our body's natural alarm system. It also mobilises our body to respond to the danger, which is known as the *fight-or-flight response*. So part of what happens when we get anxious is that our body automatically adjusts to respond quickly and decisively in the face of a physical threat. Some of the things that happen are:

- Our mind becomes alert and focussed on the threat.
- Our heart rate speeds up and blood pressure rises, while blood is diverted to the muscles which tense in order to prepare for action.
- We start to sweat more to maintain our body temperature.
- We start to breathe more rapidly, while our nostrils and air passages in our lungs open wider to allow air in and out more quickly.
- Our liver releases sugar to provide quick energy.
- Hormones are released, particularly adrenalin.
- Blood clotting ability increases, preparing for possible injury.
- Non-essential processes such as digestion and saliva production slow down, causing a dry mouth, butterflies in our stomach and, sometimes, nausea.
- Our sphincter muscles contract to close the openings of our bowels and bladder.

This *fight-or-flight response* is very useful in the short term, to help us quickly respond to immediate physical danger. However, when faced with ongoing danger over the long term, the response is of less use. Also, the *flight-or-flight* response is not at all helpful when the danger does not include some sort of physical threat. Being physically primed to respond to a life-threatening danger, for example, does not help when the danger is that you may be made redundant, are having relationship problems or that you may not be able to pay your mortgage. However, because the *fight-or-flight* response was useful in the distant past when humans had to deal with physical dangers all of the time, this response is still an automatic part of our bodily make-up.

Another problem is that we sometimes interpret harmless events as being dangerous, which results in unhelpful anxiety. This is exactly what happens when we experience a panic attack. When we panic, we do so because we interpret the symptoms of anxiety as being dangerous. For example, a man who fears that he may have a heart attack could think that his pounding heart (a normal symptom of anxiety) is the beginning of a heart attack. If he were to think this, he would understandably become even more anxious and his heart will beat more rapidly. Panic attacks, as will explained in much more detail in the sections that follow, are brought on by the catastrophic interpretation of the harmless, yet unpleasant symptoms of anxiety.

In summary, it is important to remember that anxiety is a normal, harmless and essential aspect of living. Anxiety is, however, a problem when it occurs in situations when there is no real danger. This happens when we interpret harmless situations as being dangerous and the most extreme example of this is the panic attack. Fortunately, it is possible to overcome panic attacks. The steps involved in overcoming panic include understanding exactly what happens when you do panic, learning to change the catastrophic thoughts that drive your panic attacks and, as you become more confident, slowly confronting the situations that have caused you to panic. This booklet is designed to help you do this.

### **What is a panic attack?**

How do you know if what you have had is a panic attack? Panic attacks involve four features:

- During panic attacks people experiences intense fear or terror;
- The attack comes on suddenly, often with little warning;
- The very intense feelings tend to pass relatively quickly, often within five or ten minutes (although it may not feel like it when it happens, and people usually feel very drained and unsettled for a long time afterwards); and
- During the panic attack people think that something really awful is about, or has already started, to happen. Often we think we are having a heart attack, are about to suffocate, faint, vomit, go crazy, make a fool of ourselves, or lose control of our bowels.

Panic attacks are common: approximately one out of every ten people experiences at least one panic attack in their lives. Some people have ongoing problems with panic and may require the help of a psychologist, GP or therapist. This happens because our natural response to panic often makes the situation worse. Fortunately, with some guidance, people are usually able to make significant progress in overcoming panic attacks. This process of recovery starts with understanding exactly what drives the panic cycle.

## Symptoms, thoughts and behaviours

In the left column below, you will find a list of the common symptoms, thoughts and behaviours associated with panic. Now think about your most recent panic attack and tick the boxes that apply to you. If you experience any symptoms, thoughts or behaviours that are not listed below, then write them into the space provided.

### Common physical symptoms of panic

A racing heart.	
Feeling faint and dizzy.	
Feeling short of breath.	
Feeling sick or nauseous.	
Feeling the need to get to a toilet in a hurry.	
Experiencing hot flushes.	
Experiencing numbness or tingling sensation in your fingertips or toes.	
Feeling detached from your environment as if you are not really there, or your environment is somehow different or strange.	
Sweating, particularly on the palms of your hands, in your armpits and / or on your brow.	
Feeling shaky.	
Any other physical symptoms:	

**Thoughts**

I am going to have a heart attack.	
I am about to collapse or faint.	
I am suffocating / struggling to breathe.	
I am about to lose control of my bladder or bowels.	
I am going choke to death.	
I am going 'mad'.	
I am about to vomit.	
I am about to lose control and do something crazy.	
I am making a complete fool of myself in front of others.	
Any other frightening thoughts:	

**Behaviours**

An overwhelming need to escape the situation and return to a place of safety.	
A desire to avoid the places or situations that I associate with panic attacks.	
Any other actions to reduce the risk of having a panic attack:	
Any behaviours that are employed to prevent the terrifying thoughts that you ticked above:	

Once a person has had one panic attack, he or she is often frightened of having another one. In fact, after one panic attack people are usually very sensitive to the normal symptoms of anxiety that we all experience from time to time and worry that these are signs of another panic attack. This worry results in greater anxiety that may result in another panic attack. In other words, people get trapped in a vicious cycle where the fear of panicking may increase the likelihood of having a panic attack.

In the next section you will be introduced to a model explaining what happens when we panic that was developed by a British Psychologist, David Clark. His model is known as the 'vicious circle model' of panic. Clark noticed that when people panic it is because they interpret their physical or mental symptoms of anxiety in a way that makes them more anxious. In the next section, you will need to think about a recent panic attack that you have had to better understand the sequence of events that occurred. The list of symptoms and thoughts that you completed above will help you map out the sequence of events that happen when you panic.

## **The vicious cycle of panic**

Let's begin with an example: Emily is a 25-year-old woman who is troubled with panic attacks. A year ago she vomited on a crowded train between Cambridge and London the morning after eating a dodgy meal at a restaurant. She felt very humiliated at the time and fled the train at the next stop. After this event, she noticed that she became very anxious in public places. Recently, at a crowded work seminar, she began to feel anxious and nauseous. She began to fear that she would vomit in front of all her colleagues and had to quickly leave the room in a state of terror. Emily was sweating, felt dizzy, her heart was pounding and she was taking short breaths of air. She went to a bathroom and splashed some water on her face while making sure that she took deep breaths. She is convinced that had she not left at that time, she would have vomited and caused catastrophic harm to her career. This type of thing is happening more and more often to Emily.

### *Emily's panic attack:*

The triggers to Emily's panic attacks seem to be anything that causes her to become a bit anxious. In particular, she becomes anxious in social situations where she cannot easily escape to a bathroom. Other triggers include normal stomach sensations that most of us would hardly notice. Also, Emily has not been on a train since the day she last vomited.

As soon as she notices that she is starting to feel uncomfortable, she has the thought: "What if I vomit?" This makes her much more anxious.

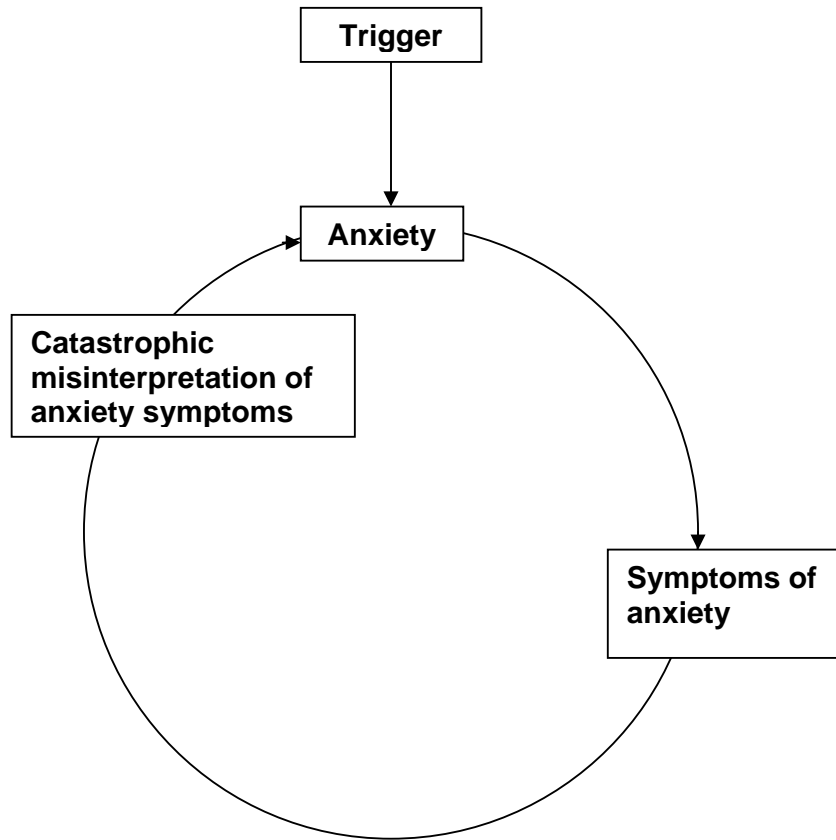
When Emily starts to get very anxious, she begins to sweat more than usual, her heart begins to beat much more quickly, she feels slightly nauseous and has a dry mouth. She also notices that she gets shaky and can't concentrate on anything else but her anxiety. Emily feels short of breath and begins to breathe more rapidly, which always makes her feel worse.

As Emily experiences these symptoms, which she associates with being sick, she becomes convinced that she will vomit. As soon as she believes that she is about to vomit, she becomes more anxious and her symptoms of anxiety get worse, and so on.

At this point in Emily's example of the panic cycle, she escaped the situation to find the nearest bathroom. She had to breathe deeply and drink some water. Her recovery took around ten minutes, but she felt very much drained for the rest of the day. Interestingly, Emily has not ever vomited since the time when she was on the train, when a GP diagnosed a mild case of food poisoning. Since then, she has avoided crowded trains and restaurants.



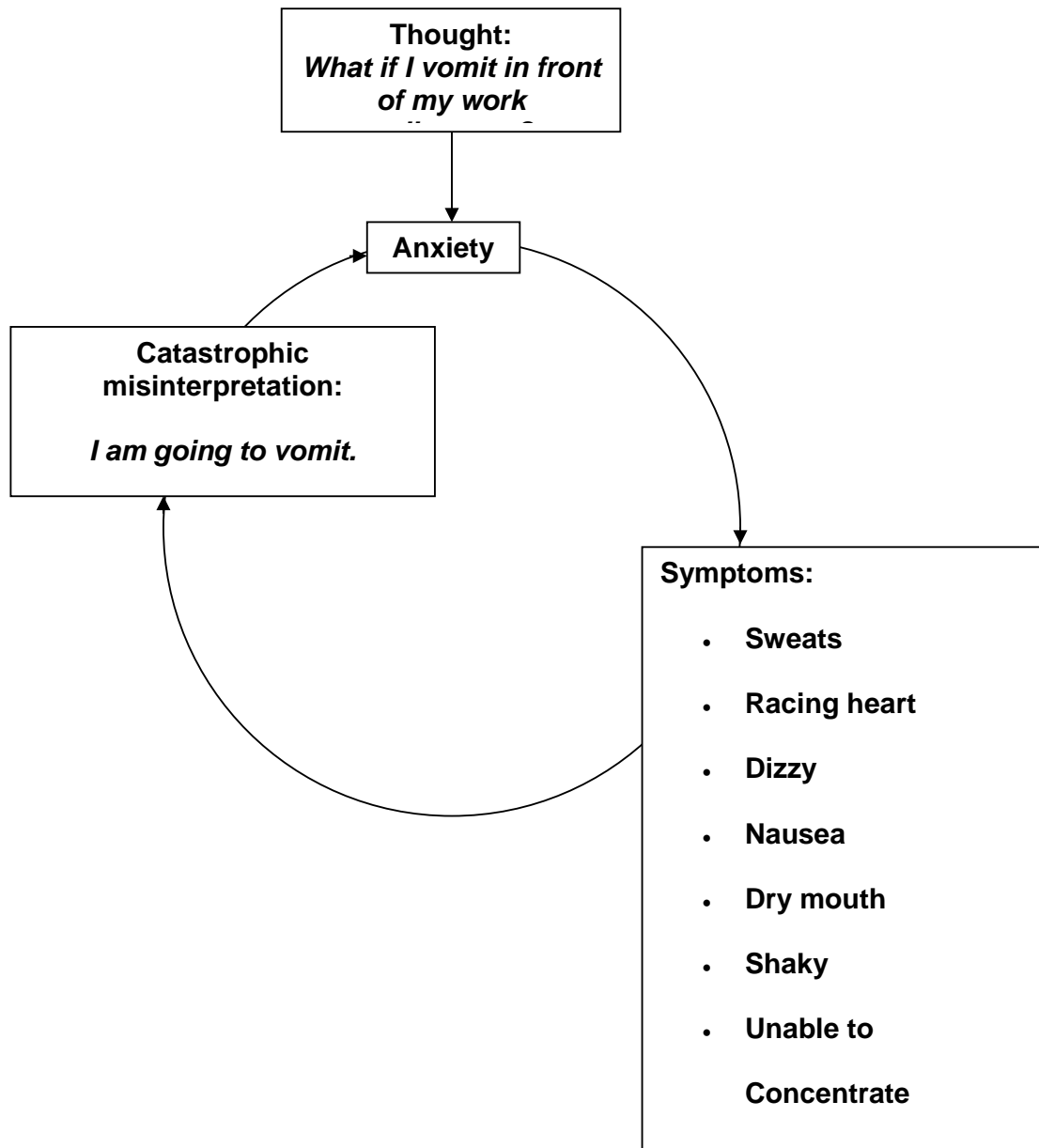
The diagram below offers an illustration of Clark's panic model. Some sort of event triggers anxiety to begin the vicious circle. The anxiety includes various physical and mental symptoms. These symptoms are then misinterpreted in a way that increases anxiety, which of course, makes the physical and mental symptoms even worse.



Have a look at how Emily's most recent panic attack is illustrated below:

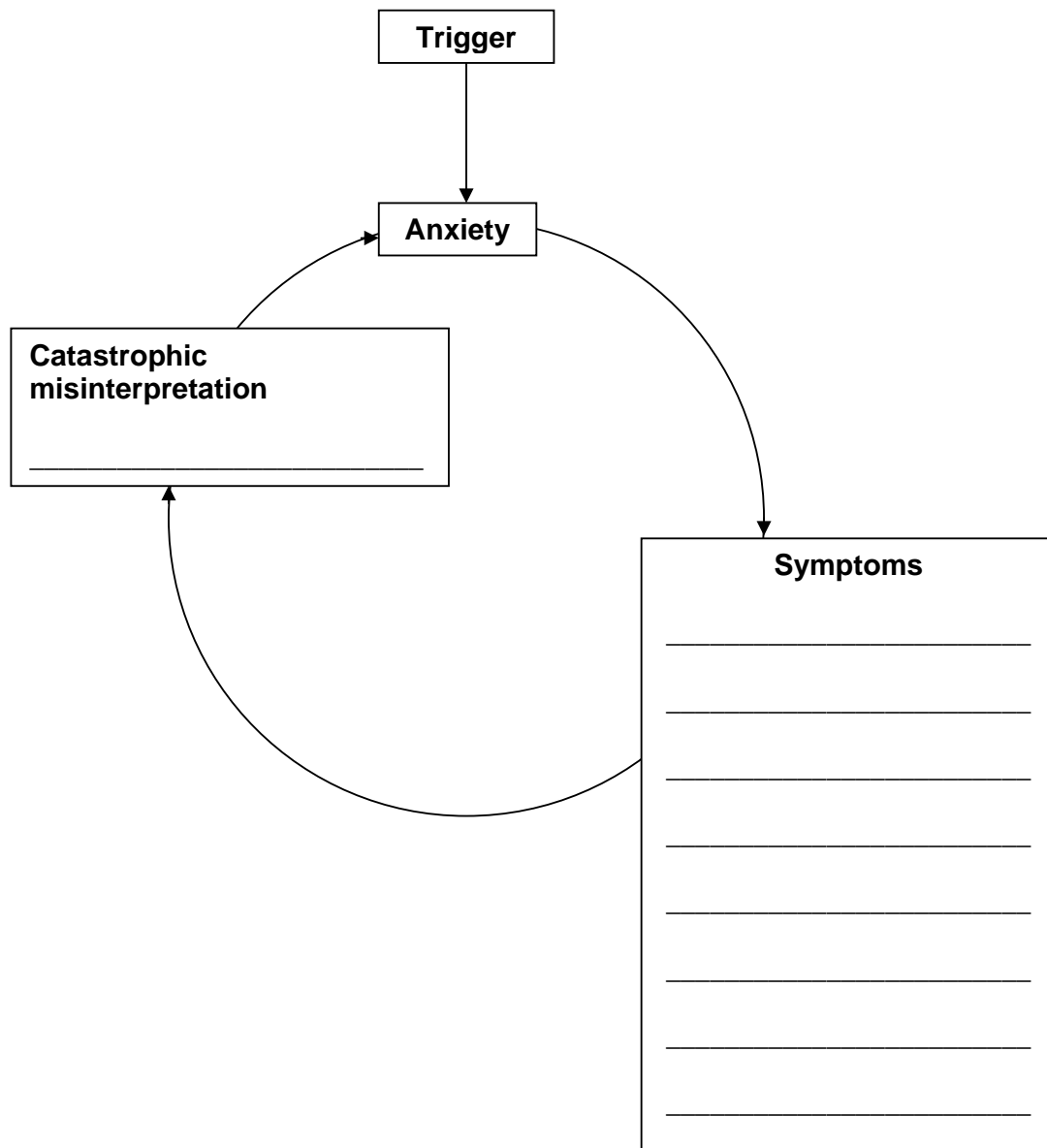
### Emily's panic cycle

Emily experiences a catastrophic thought, which makes her anxious. She misinterprets her symptoms of anxiety in a way that confirms her fear, resulting in even more anxiety.



## Your panic cycle

Now, you need to do the same thing for yourself to map out your most recent or vivid example of a panic attack. Use the diagram below to help understand exactly why and how the panic attack occurred. You could consult the checklist on page 5 to help you complete the cycle.



Does this make sense to you? Can you see how your thinking may have made the experience of anxiety worse, resulting in panic?

## Section 2: Thoughts and panic

The previous section introduced the role that our thoughts play in causing panic. These thoughts are the catastrophic misinterpretations that we make when we think that the harmless, though uncomfortable, symptoms of anxiety are signs of a much more serious problem. Usually, there is a logical connection between the most prominent symptoms of anxiety that we experience and the catastrophic misinterpretations that we may make. Consider the table below, the left column lists common symptoms of anxiety, and the right column lists common misinterpretations that people make about these symptoms.

### Catastrophic misinterpretations

Prominent anxiety symptoms	Likely catastrophic misinterpretation
Pounding heart, palpitations and chest pain.	I am having a heart attack.
Shortness of breath.	I am going to suffocate.
Feeling dizzy, unsteady or 'jelly' legs.	I am about to collapse or faint.
Pins and needles or numbness.	I am having a stroke.
Racing thoughts.	I am losing my mind.
Blurred vision.	I am going blind.
Feeling of unreality, lack of concentration or unusual mental sensations.	I am going mad or I am going to have a stroke.
Sudden urge to go to the toilet.	I am going to lose control of my bowels or bladder.

As you know, the problem with these interpretations is that they lead to further anxiety. Anyone believing that they are about to have a heart attack, for example, will become even more anxious, and the symptoms of anxiety may confirm the thought that they are about to have a heart attack. The same is true of the other misinterpretations.

It is very important to note that it is the *catastrophic misinterpretation* driving the cycle. If you are able to recognise that these often uncomfortable symptoms of anxiety are harmless, there is nothing to escalate the cycle and the anxiety does not grow into panic. The question, then, is how do we challenge these misinterpretations? A good place to start is to consider some facts about many of these common fears.

## **The fear of having a heart attack**

As we have already noted, some of the symptoms of panic, particularly chest pain, are similar to those experienced during a heart attack. It is therefore understandable that a person who is having a panic attack may think that they are in fact having a heart attack. It is worth remembering that heart disease is very rare in young women, who also happen to be the group most likely to experience panic disorder. If you do experience recurrent chest pain, then you should go and see your doctor as soon as possible. However, if your doctor has already ruled out any heart problems and you have been told that what you have experienced is a panic attack, then the next time you feel anxious about your heart ask yourself, "Did I have a heart attack the last time I felt this way?" If not, why is there any reason to think that it is different this time?

## **The fear of going crazy**

Often when people have a panic attack they think that they are starting to lose touch with reality and are going insane. This thought, naturally, will make anyone anxious and so the cycle goes on. It is worth noting the difference between panic and severe mental illness. Panic attacks and other anxiety problems are very common and typically occur in the context of normal human experience while severe mental illnesses such as schizophrenia or bipolar disorder are rare. Panic attacks do not cause either of these mental illnesses. *People with panic are no more likely than anyone else to develop a severe mental illness.*

## **The fear of fainting**

It is very common for people to think that they are about to faint when they have a panic attack. When people faint they do so because their blood pressure is too low and not enough oxygen is getting to the brain. The most obvious consequence of fainting is that you fall over. Once we are lying down your heart is at the same level as the brain and no longer has to pump blood uphill. Also, your muscles relax releasing blood for your brain. As a result, your blood pressure quickly increases and you soon recover. Fainting is another way your body protects you from harm.

Now, think about what happens during a panic attack: as soon as we become anxious our hearts beat much faster than usual and our blood pressure increases. This is exactly the opposite of what happens when we faint. It is very common to think that you may faint while panicking, but this does not happen.

There is one exception to this rule, which happens to people who have what we call a *blood-injury phobia*. These are people who have an extreme fear of blood, injuries, needles and surgery. Most people are frightened of these things, but the phobia involves a much more extreme fear than usual. People with this type of phobia react differently to others when they encounter their fear in that their blood pressure drops. This probably occurs because if your blood pressure drops, you would bleed less and are more likely survive if you have been severely injured. There is a specific technique called *applied tension* that increases blood pressure and that can be taught to people who have this type of phobia. However, unless you have this rare problem (and you would know it if you did), remind yourself that you are less likely to faint while panicking than you are at any other time.

## **The fear of losing control**

For some people the catastrophic fear is that they will lose control when they become very anxious. Often by this people mean that they will run around wildly, hurting themselves or others in the process while shouting obscenities. According to the *NHS National electronic Library of Mental Health*, there never has been a documented case of anybody doing anything 'out of control' in this way while experiencing a panic attack. If you have been worried that you may lose control, then it may be helpful to ask yourself, "Did I really do something completely out of control the last time I had a panic attack?"

## **The fear of suffocating**

One of the most common symptoms of anxiety is to breathe rapidly so that you can get more oxygen for your muscles to prepare to fight or to run away from the danger as part of our *fight-or-flight response*. However, breathing too quickly, while not harmful, can worsen the symptoms of panic, such as feeling faint, tingling sensations, dizziness and being out of breath. In fact, for many people, the worst symptoms of panic are a result of their breathing. This happens because the rapid breathing changes the oxygen (O<sub>2</sub>) and carbon dioxide (CO<sub>2</sub>) levels in our blood. We inhale oxygen and exhale carbon dioxide. The balance is upset when we breathe too quickly than what is required by our bodies and we have too much oxygen in our bloodstreams.

When the delicate balance between oxygen and carbon dioxide is upset, we tend to breathe even faster even though what we need is less oxygen, not more. This is why it is so common for people to breathe into a paper bag when they hyperventilate. Breathing into a paper bag means that you re-breathe the carbon dioxide that you exhale and this increases the level of carbon dioxide in your blood, restoring the correct balance. So although we feel like we are out of breath, we actually have breathed in too much oxygen rather than too little. This is harmless, but uncomfortable. Breathing the carbon dioxide that we have exhaled into the paper bag restores the balance. However, a better way to restore this balance is to breathe in a controlled way, which will be explained in the next section.

People who worry about suffocating sometimes worry about being in small rooms, or hot rooms, or rooms without ventilation, because they fear that they will not get enough air. This fear may trigger a panic attack. My office, which is probably a typical sized office for the NHS, is 6m long by 4m wide and the ceiling is 2.5m high. This means that the volume of air is around 60,000 litres. This is more air than anybody would need to survive for many hours if the room was sealed shut and airtight. The reality is that rooms that we encounter in everyday life are not airtight. Test this by asking a friend to spray some toilet spray around the edge of a closed door to see if the smell of the freshener leaks through. This will reveal that the air supply is in fact limitless – air flows in and out through the narrow smallest gaps more quickly than we need. Also, the temperature of the room makes no difference to how much oxygen is available to us – warm air is still just as rich in oxygen. Opening windows to let in the air may make us feel better, but this not necessary for us to breathe.

### **The fear of losing control of bowels or bladder**

Another common fear is that we will lose control of our bowels or bladder while panicking. The feelings are common, yet in our clinical experience nobody has reported ever actually losing control of their bowels – not unless they have an awful stomach bug. Indeed, one of the consequences of becoming anxious is that our sphincter muscles contract. The question to ask yourself, again, is if it did not happen last time, why think that it will happen this time?

### **The fear of vomiting**

Similarly, the fear of vomiting is often implicated in panic attacks, yet very few people ever claim to have vomited during a panic attack. We may feel bilious when anxious, but that does not mean that we will vomit. Think about how often you have felt bilious without vomiting.

These are only some of the common misinterpretations that we make when we panic, not all of them. The section below will help you challenge these and any other thoughts that turn normal anxiety into panic.

## The panic diary

In this section, you will be introduced to the Panic Diary. This is an excellent way of collecting important information to help you challenge the thoughts that turn ordinary anxiety into a panic attack.

Try to complete the panic diary after every panic attack. To start with, only complete the first four columns. When you feel panicky, make a note of the situation in the second column. Then list your symptoms of anxiety in the third column before writing down the frightening thoughts in the fourth column. Let's do a quick example using Emily's example of a recent panic attack:

**Situation:** Emily is attending a work seminar, when she notices that she feels anxious.

**Anxiety symptoms:** Emily becomes sweaty, her heart races, she feels dizzy, she feels nauseous, she has a dry mouth, she feels shaky, she is unable to focus on anything else except how she feels, and she breathes rapidly.

**Catastrophic misinterpretation:** Emily believes that she is about to vomit in front of all her colleagues. She expects that this would do irreparable harm to her career. Using the diary, Emily could fill in the columns as follows:

## The panic diary

<b>Date</b>	<b>Situation</b>	<b>Anxiety symptoms</b>	<b>Catastrophic misinterpretation</b>	<b>Alternative response</b>
<i>25 Feb 05</i>	<i>At work, attending a crowded seminar.</i>	<i>Sweaty, racing heart, dizzy, nausea, dry mouth, shaky, unable to concentrate, rapid breathing.</i>	<i>I am going to vomit in front of all my colleagues.</i>	



## Finding an alternative response to the catastrophic thought

The techniques described on the previous page will help you understand why you panicked. Now you need to make a habit of generating an *alternative response* to your catastrophic misinterpretations whenever you panic and to write the response down in the final column of your panic diary. There are many ways in which you can challenge these catastrophic misinterpretations and generate a healthy, alternative response. To begin with, it is useful to question the evidence for specific misinterpretations. Ask yourself:

I have had many previous panic attacks, so why has my worst fear not already occurred?

---

---

---

Is there any reason to think that it will be any different this time?

---

---

---

Challenging the thoughts that cause anxiety is something that should be done for as long as it takes to undermine the catastrophic misinterpretation implicated in your panic attacks. As a practice exercise, think about Emily's situation: What could you say to her to undermine her catastrophic belief?

---

---

---

In fact, another way to challenge your own thoughts is to ask yourself: What would a close friend say to comfort me while I was having a panic attack?

---

---

---

Or, what would I say to a friend who described a panic attack to me?

---

---

---

If you know that you have anxiety, but still fear the catastrophic misinterpretation, then you may want to ask yourself how anxiety causes the catastrophe? (The catastrophe is the terrifying event that that we think is going to happen to us when we panic.) For example, how does being anxious cause me vomit, have a heart attack, faint etc?

---

---

---

### The panic diary

Date	Situation	Anxiety symptoms	Catastrophic misinterpretation	Response

When you feel panicky, make a note of the situation in the second column. Then list your symptoms of anxiety in the third column before writing down the frightening thoughts in the fourth column. The final column is there for you to write down a helpful response to the catastrophic misinterpretation. It is useful to make a note of the date and time of day in the first column.

## The panic diary

Date	Situation	Anxiety symptoms	Catastrophic misinterpretation	Response

When you feel panicky, make a note of the situation in the second column. Then list your symptoms of anxiety in the third column before writing down the frightening thoughts in the fourth column. The final column is there for you to write down a helpful response to the catastrophic misinterpretation. It is useful to make a note of the date and time of day in the first column.

### Section 3: Controlled breathing

#### Breathing exercise

Now, sit down in a comfortable chair and imagine that you are blowing up a large inflatable mattress. Breathe in and out quickly, making sure that you blow hard to fill the mattress. To start with, try to do this for 10 seconds, then 15 seconds and so on until you can hyperventilate for 30 to 45 seconds. This will make you feel very uncomfortable. If you are not able or willing to do this on your own, then it should be attempted with the help of a psychologist. Use the list below to write down the sensations you experience when you breathe much more rapidly than usual:

1. \_\_\_\_\_

2. \_\_\_\_\_

3. \_\_\_\_\_

4. \_\_\_\_\_

5. \_\_\_\_\_

What, if anything, do you make of this? Could some of the symptoms that you have experienced during a panic attack be caused by the way you breathe?

---

---

---

---

---

The reality is that people often breathe faster or harder when they are very anxious and hyperventilate. Hyperventilation plays an important role in most panic attacks and controlled breathing is one way to counteract the symptoms of incorrect breathing.

You already know that there is a delicate balance between oxygen and carbon dioxide in our bloodstreams. Subtle changes to how quickly we breathe can offset this balance and result in unpleasant symptoms including:

- Tingling face, hands or limbs;
- Muscle tremors or cramps;
- Dizziness and visual problems;
- Difficulty breathing;
- Exhaustion and feelings of fatigue; and
- Chest and stomach pains.

You can easily learn to correct over-breathing, which involves learning to breathe gently and evenly. Controlled breathing may not be the answer for everyone, but we will only know if you practice this two or three minutes as often as you can, but at least three or four times a day.

### **Controlled breathing**

Either sit upright or lie down on your back. If possible, breathe through your nose in a gentle, steady rhythm. Your breathing should not be jerky and try not to gulp or gasp.

- Place one hand on your chest and one on your stomach.
- As you breathe in through your nose, allow your stomach to swell. This will mean that you are using your lungs fully. Try to keep the movement in your upper chest to a minimum and keep the movement gentle. It is helpful to imagine that you have four lungs: two in your chest and two in your stomach area. Imagine the 'lungs' in your stomach filling up with air.
- Slowly and evenly, breathe out through your nose. Now imagine the 'lungs' in your stomach area deflating.
- Repeat this to establish a gentle rhythm. You are aiming to take eight to twelve breaths a minute. This means that it should take around five to seven seconds for each cycle where you breathe in and out again. But don't worry too much about the timing – you will find a comfortable rhythm that is right for you.
- Try to relax your mind too. If possible, shut your eyes and concentrate on pleasant, peaceful thoughts. Feel the tensions ease in your body.

Remember to practice this often. The more you practice, the more you will be aware when you are not breathing correctly and able to correct this when you need to.

## Section 4: Challenging safety behaviours and avoidance

It is a normal response to protect yourself when you feel that something bad may happen. Safety behaviours are those things (and they can be just about anything) that you **do** to prevent the catastrophe (the catastrophic thought that we think is going to happen to us when we panic), while avoidance behaviours are those things that you **avoid** to prevent the catastrophe. Imagine a man who believes that he will faint while panicking (which is what drives his frequent panic attacks). This person struggles to do his shopping because he is frightened that he may faint in the supermarket. So, if he will only go to the supermarket after a few pints of beer because the alcohol makes him less anxious, then this is what we call a *safety behaviour*. And it would be seen as a particularly problematic type of safety behaviour! On the other hand, if the person refuses to go to the supermarket at all, then this is something known as an *avoidance behaviour*. Usually we employ both types of behaviours to protect ourselves. However, we are often more aware of the avoidance behaviours than we are of the safety behaviours.

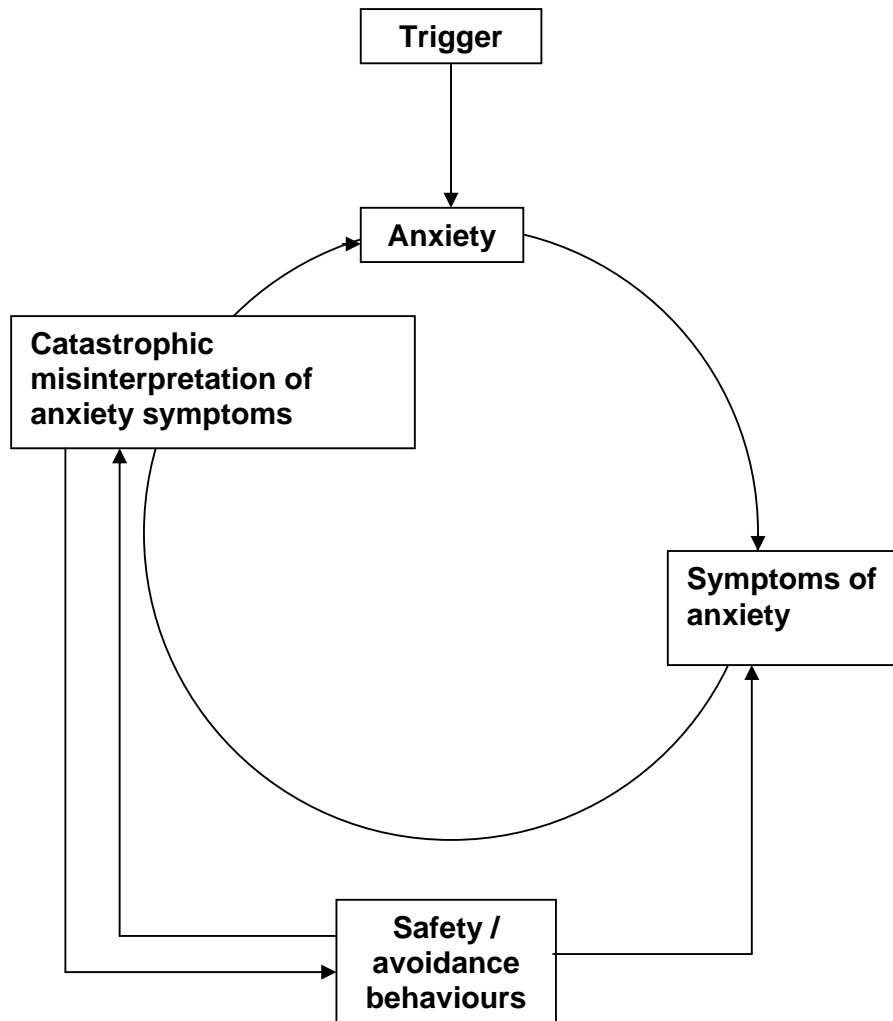
Sometimes the avoidance is extreme and the person is unable to leave what they consider to be their 'zones of safety', usually the person's home. Other people have a very fixed routine from home to work and back again from which they cannot deviate. These are examples of something that psychologists call *agoraphobia*, a condition that sometimes occurs as a result of panic attacks. However, not everybody who has panic attacks will be agoraphobic.

In panic disorder, because the danger is not real, these safety and avoidance behaviours only make things worse. They prevent you from knowing that the catastrophic misinterpretation is not true. Also, your brain responds to what you do. So if you tell yourself that there is no real danger, but continue to behave as if there is a danger, your brain will cause you to be anxious. You have to show your brain that the danger is not real by behaving as if the danger were not real.

By employing safety and avoidance behaviours you are telling yourself that you cannot really cope in anxiety provoking situations without them. This undermines your confidence and is likely to make you more anxious.

So, to summarise, safety behaviours and avoidance are the strategies we use to 'prevent' our catastrophic misinterpretations from happening. Yet when we do this, we deny ourselves the opportunity to learn that the catastrophic misinterpretation will not happen. Also, safety behaviours can make things worse. The best way to explain this is by using an example: Jim, a 48-year-old builder, has a history of panic attacks. During his panic attacks, he believes that he is having a heart attack. He interprets his symptoms - usually a pounding heart, short breath and faintness - as evidence that there is something very wrong with his heart. Frightened that he may die of a heart attack, Jim avoids strenuous activity. Because of this, he is less fit than he used to be and finds himself out of breath after a short walk. When he notices that he is out of breath after very little physical activity, he thinks that there must be something wrong with his heart. His avoidance behaviour has directly impacted on his symptoms of anxiety.

The diagram below describes a typical panic cycle, including the role that safety behaviours and avoidance have in maintaining people's problems with panic attacks.



In Jim's case, note how his avoidance of strenuous exercise makes his symptoms worse and reinforces his belief that there is something wrong with his heart. Because he is less fit, he is more easily breathless, which Jim assumes is a sign that he is about to have a heart attack.

It should be clear that part of what you need to do to overcome panic attacks is to confront the situations that you avoid. You need to do this without the safety behaviours. Learning to give up these safety and avoidance behaviours is probably the most important aspect of your therapy, but also one of the more difficult. So proceed slowly. To start with, make a list of your safety behaviours before listing the situations that you avoid.

## Examples of common safety behaviours

- Only going to places with someone else with whom you feel safe.
- Carrying anti-anxiety medication, such as diazepam, just in case you get anxious even when you do not often use it.
- Resting frequently to prevent a heart attack.
- Carrying a paper bag with you in case you are sick.
- Carrying a paper bag in case you hyperventilate.
- Holding on to some type of support to prevent yourself from collapsing when you become anxious.
- Open windows, or breathe deeply, to make sure you get enough air to prevent suffocation.
- Using alcohol before entering situations that make you anxious.
- Sucking a polo mint in situations that make you anxious.
- Only sitting on an aisle seat at the cinema.

Make a list of your typical safety behaviours.

1. \_\_\_\_\_

2. \_\_\_\_\_

3. \_\_\_\_\_

4. \_\_\_\_\_

5. \_\_\_\_\_



Now, make a list of the places or things that you deliberately avoid in order not to have a panic attack. Common examples include refusing to go to particular situations, such as a busy supermarket, crowded restaurant, busy meeting or cinema.

Situations that I avoid:

1. \_\_\_\_\_

2. \_\_\_\_\_

3. \_\_\_\_\_

4. \_\_\_\_\_

5. \_\_\_\_\_

6. \_\_\_\_\_

### **Graded exposure**

The way to confront the situations that you have avoided is to start with the situations that make you the least anxious and work up to the situations that make you more anxious. This is what psychologists call *graded exposure*.

Dropping safety behaviours and confronting situations that you fear will probably make you anxious. However, you do need to experience the anxiety without the help of your safety behaviours to eliminate any lingering belief that your catastrophic misinterpretation may actually happen.

Also, by staying in the situation for long enough so that your anxiety starts to come down, you are showing your brain that it need not make you anxious when you are in these situations. This is known as *Desensitisation*.

It is important that you are able to rate the intensity of your anxiety. Use a scale of 0 to 100: a rating of 100 refers to the worst anxiety that you have ever experienced while 0 is a state where you do not feel any anxiety whatsoever. Have a look at how Emily ranked the situations that she would usually avoid:

<b>Rank</b>	<b>Situation</b>	<b>Anxiety rating 0 - 100</b>
1.	Presenting a seminar to boss and clients	95
2.	Riding on a train to London	90
3.	Attending weekly business meetings	85
4.	Shopping at Tesco / Sainsbury's	55
5.	Going out for dinner	45

Now, using the list of situations that you avoid that you completed on the previous page, rate each of these situations according to how anxious you expect you would be if you were in the situation and complete the table below.

<b>Rank</b>	<b>Situation</b>	<b>Anxiety rating 0 - 100</b>
1.		
2.		
3.		
4.		
5.		

You may need to adjust the list as you start confronting the situations. For example, Emily found that shopping at the supermarket is worse on a Saturday when it is very busy, while it is much easier during the week. The important thing is to make progress, however slowly. If you cannot tolerate a situation, then try again as soon as possible or attempt something slightly easier.

When you do confront the situations that make you anxious, it may be helpful to think of a coping statement that you can tell yourself as you get panicky. For example, people find it helpful to remind themselves that the anxiety will pass:



## Section 5: Final notes

By now, you will have learned the main strategies for overcoming panic attacks. Complete recovery requires perseverance; so don't be disappointed if this takes some time. You will feel better as you become more confident that panic attacks are harmless. With this growing confidence, you will notice that your panic attacks occur less frequently and with less intensity. You should also be able to approach situations that you have avoided with increasing confidence. However, setbacks are a normal part of the gradual process of recovery.

### Setbacks

Expect setbacks. These are part of the process of getting better. Do not be disillusioned if you experience a setback. Use the sections in your manual to understand exactly what happened and how to turn the disappointment into a helpful learning experience.

### Medication

Your GP may have prescribed medication to treat your panic attacks. These work in a number of ways, either by making you less anxious (some of the anti-depressant / anti-anxiety medication work well to make us less anxious, while the minor tranquilisers are used to reduce anxiety) or by suppressing the physical symptoms of anxiety (the beta-blockers restrict the physical symptoms of anxiety). Sometimes you will be told to take the medication when you feel anxious, while others need to be taken everyday at around the same time each day. Occasionally these medicines have side effects, but these usually pass in time. If you have any problems with your medication, then discuss these with your GP as soon as possible.

If after completing this self-help programme you still suspect that your ability to cope is due to the medication and not because you feel that you have overcome your panic attacks, then you should discuss this with your GP, who will advise you accordingly. Medication can become a type of safety behaviour that prevents you from realising that you are able to cope without any special help. However, you should not make any changes involving your medication without at least telling your doctor.

### Physical exercise

A recent study suggests that exercise can reduce the symptoms of panic. Researchers at the Cognitive Behavioural Therapies Centre in Newcastle found that even a single bout of exercise can have benefits for people who experience panic attacks. Once again, speak to your GP, psychologist or nurse before attempting this, particularly if it has been a long time since you last exercised.

In fact, exercise is a useful antidote to stress that also serves to enhance our sense of wellbeing. Thus, regular exercise may make you less vulnerable to future episodes of panic.

## **Final task**

As a final task, it is very useful if you write up everything that you have learned so far. Give some thought to any difficulties that you anticipate. Keep your written work with this manual and refer back to it from time to time. Remember, your self-help should not stop when you reach the end of this manual; you will need to continue confronting feared situations and identifying and eliminating safety behaviours for as long as is necessary.

Good luck!

The Patient Advice and Liaison Service (PALS) provides service users, their carers and families with help, information and support to resolve concerns quickly and efficiently.

**Freephone:** 0800 376 0775

**Tel:** 01223 726774

**Email:** [pals@cpft.nhs.uk](mailto:pals@cpft.nhs.uk)

**FOR MORE  
INFORMATION:**

Cambridgeshire and Peterborough NHS Foundation Trust

**HQ** Elizabeth House, Fulbourn Hospital, Fulbourn, Cambridge CB21 5EF

**T** 01223 726789

**F** 01480 398501

[www.cpft.nhs.uk](http://www.cpft.nhs.uk)

*Reprinted January 2010*